



**Free Application for Federal Student Aid (FAFSA) and
District of Columbia's Tuition Assistance Grant (DC TAG) OneApp
Web Portal**

STATE User Navigation

October 2018

Contents

Summary	3
Logging into SLED	3
STATE FAFSA/DC TAG OneApp Views	4
Reviewing State-Wide Application Submissions.....	4
Reviewing LEA Application Submissions	7
Reviewing School Application Submissions	8
Viewing the FAFSA and DC OneApp Current Weekly Trend.....	10

Summary

The Office of the State Superintendent of Education (OSSE) monitors the status of FAFSA and DC TAG OneApp applications of District of Columbia seniors from submission to approval. The data herein compiles the number of applications and status of each throughout the approval process.

FAFSA

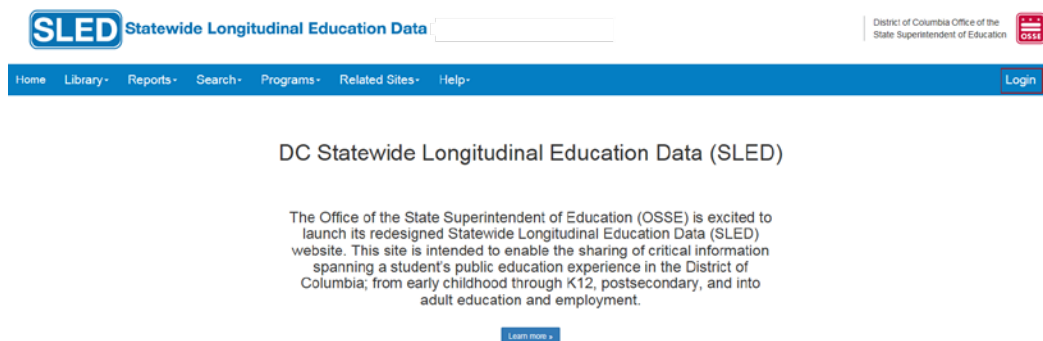
Each year the Free Application for Federal Student Aid (FAFSA) allows students across the country to access their share of over \$150 billion in federal grants, loans, and work-study funds. The FAFSA allows many colleges and universities to determine the amount of additional need-based aid that students should receive. It should come as no surprise that several national studies have shown a strong linkage between FAFSA completion and college enrollment. As OSSE is committed to increasing the rate of postsecondary participation by District high school graduates, it has created this web portal in order to assist counselors and college access advisors in their work with students around the FAFSA.

DC TAG OneApp

The DC TAG OneApp is the online application college-bound District residents use to apply for funding from the District of Columbia's Tuition Assistance Grant (DC TAG). DC TAG provides up to \$10,000 toward the difference between in-state and out-of-state tuition at public four-year colleges and universities throughout the US, Guam and Puerto Rico. DC TAG also provides up to \$2,500 per academic year toward tuition at private colleges and universities in the District and private Historically Black Colleges and Universities (HBCUs) and two-year colleges nationwide.

Logging into SLED

1. Log into SLED with your state username and password.



2. Accept the SLED User Access Agreement. This agreement will differ based on user access permissions to view the data within the SLED application.

SLED User Access Agreement

I certify that I am currently employed by an authorized representative of the Office of the State Superintendent of Education (OSSE), and that I am accessing educational records in the District of Columbia's State Longitudinal Education Database (SLED) solely for evaluation, audit, enforcement, or compliance activities pursuant to an active data-sharing agreement with OSSE. I agree not to access any information of my friends, family, neighbors, co-workers, public figures, or other persons unless that information is legitimately necessary to carry out the OSSE-approved activities. I agree to protect any data that I access from further disclosure to any other person or entity. When I no longer need the data that I access from SLED, I agree to destroy the data in accordance with the data-sharing agreement with OSSE.

☐ I Agree

STATE FAFSA/DC TAG OneApp Views

OSSE State Users can view FAFSA and DC TAG OneApp application statuses for all DCPS, DYRS and PCSB school seniors. The information displayed within this application excludes Nonpublic School seniors.

Reviewing State-Wide Application Submissions

1. From the **Programs** menu select **Federal and Local Student Aid Reporting** then **Summary**.

[Home](#) [Library-](#) [Reports-](#) [Search-](#) [Programs](#) [Data Management-](#) [Related Sites-](#) [Help-](#) [My Profile-](#) [Tools-](#) [OPS-](#) [R&D-](#) [linda callahan](#) [Logoff](#)

Elementary & Secondary Education

Current Roster (uncertified)

Nonpublic Attendance

Career and Technical Education

Direct Certification

Postsecondary Feedback Reports

UDC Summary

UDC-CC Summary

Graduation Summary

Consolidated Certification

LEA Certification Summary

Federal and Local Student Aid Reporting

Summary

Current Year Weekly Trend

High School Feedback Reports

UDC Summary

UDC-CC Summary

Graduation Summary

Next Generation Assessments

Next Generation Assessments Summary

Residency Validation

Dashboard

Extended School Year

ESY Schools Management

ESY Data Collection and Review

ESY Roster Management

Adult Education

Dashboard

Current Provider Summary

DHS

DHS Summary


TCP Summary

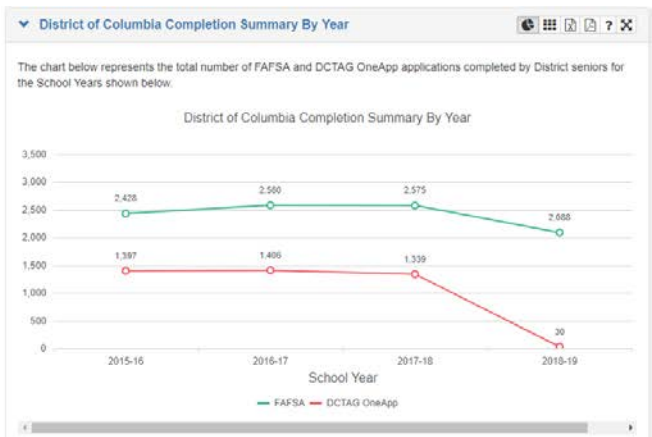
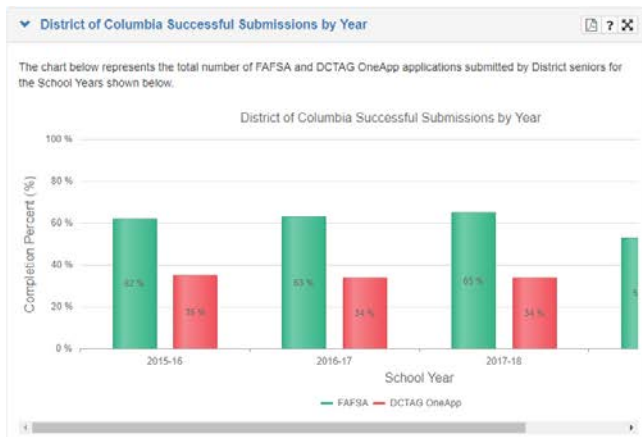
Summer School


View Rosters

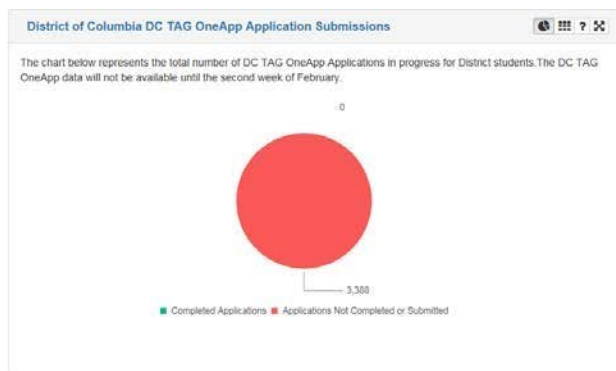
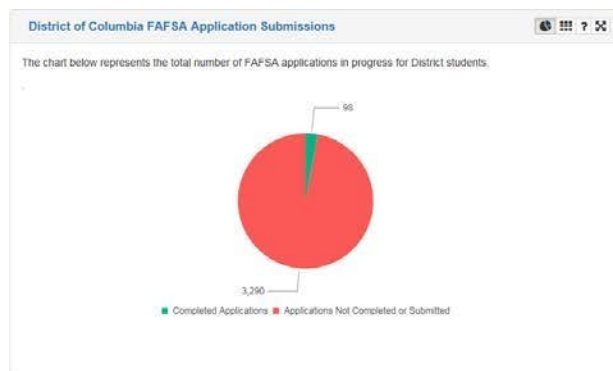
Welcome
Education
spanning

FAFSA and DC TAG OneApp State User Navigation

- Review the District-wide **Successful Submissions by Year** and **Completion Summary by Year**. To view the data in a table format, click the table  icon.



- Review the District-wide **FAFSA Application Submissions** and **DCTAG OneApp Application Submissions**. To view the data in a table format, click the table  icon.




- The table below the charts includes all senior cohort numbers for each school listed; including the number of FAFSA and DC TAG OneApp applications submitted and percentage submitted against total possible submissions.

Applications

The table below shows the total number of eligible seniors and number of completed FAFSA and DCTAG OneApp applications by school. Click on the LEA name to see comparison charts from prior year submissions for the selected LEA. Click on the school name to see comparison charts from prior year submissions and the current senior roster for SY18-19.

Sector	LEA	School Name	Senior Cohort	FAFSA Completed Applications	FAFSA % Complete	DCTAG OneApp Completed Applications	DCTAG OneApp % Complete
DCPS	District of Columbia Public Schools	Anacostia High School	100	34	34.00 %	0	0.00 %
DCPS	District of Columbia Public Schools	Ballou High School	200	73	36.50 %	4	2.00 %
DCPS	District of Columbia Public Schools	Ballou STAY High School	69	13	18.84 %	0	0.00 %

 **Note: Click on the question mark “?” in the upper right corner of each table to see a detailed description of the column headings.**

FAFSA and DC TAG OneApp State User Navigation

5. In the table, filter on **Sector** “Public” to view only PCSB LEAs and schools.

Applications

The table below shows the total number of eligible seniors and number of completed FAFSA and DCTAG OneApp applications by school. Click on the LEA name to see comparison charts from prior year submissions for the selected LEA. Click on the school name to see comparison charts from prior year submissions and the current senior roster for SY18-19.

Sector	LEA	School Name	Senior Cohort	FAFSA Completed Applications	FAFSA % Complete	DCTAG OneApp Completed Applications	DCTAG OneApp % Complete
Public Charter School	Basis DC PCS	BASIS DC PCS	15	13	86.67 %	0	0.00 %
Public Charter School	Capital City PCS	Capital City PCS - High School	71	50	70.42 %	0	0.00 %
Public Charter School	Cesar Chavez PCS for Public Policy	Cesar Chavez PCS for Public Policy - Capitol Hill	60	34	56.67 %	0	0.00 %

6. Select an **LEA** hyperlink to view the LEA’s ranking on applications submitted vs. not submitted.

Applications


The table below shows the total number of eligible seniors and number of completed FAFSA and DCTAG OneApp applications by school. Click on the LEA name to see comparison charts from prior year submissions for the selected LEA. Click on the school name to see comparison charts from prior year submissions and the current senior roster for SY18-19.

Sector	LEA	School Name	Senior Cohort	FAFSA Completed Applications	FAFSA % Complete	DCTAG OneApp Completed Applications	DCTAG OneApp % Complete
Public Charter School	Basis DC PCS	BASIS DC PCS	15	13	86.67 %	0	0.00 %
Public Charter School	Capital City PCS	Capital City PCS - High School	71	50	70.42 %	0	0.00 %
Public Charter School	Cesar Chavez PCS for Public Policy	Cesar Chavez PCS for Public Policy - Capitol Hill	60	34	56.67 %	0	0.00 %



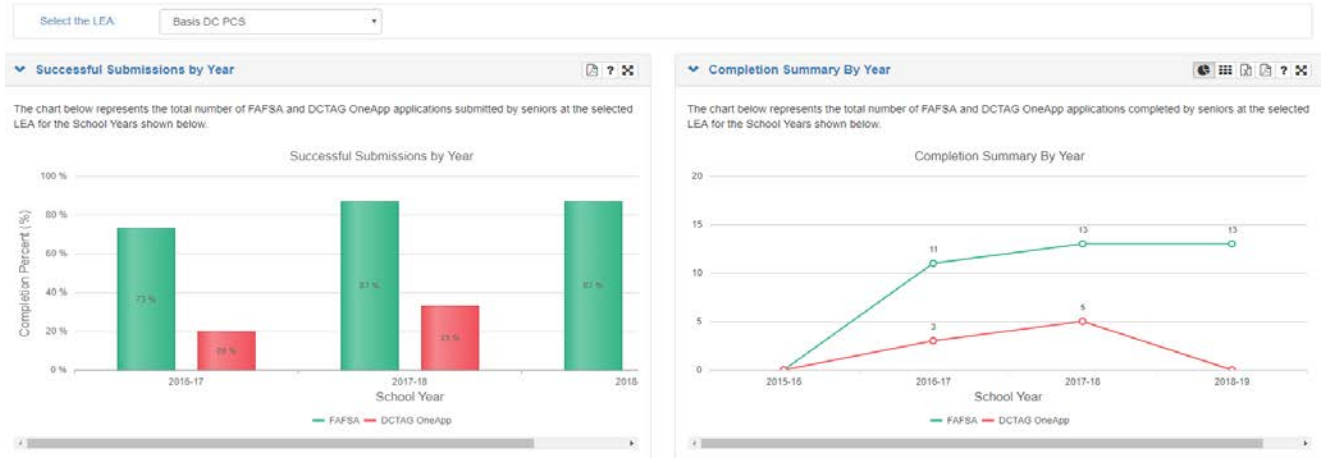
NOTE: Only State users can go directly to the School hyperlink and bypass the LEA Statistics.

Reviewing LEA Application Submissions

1. Review the **LEA Successful Submissions by Year** and **Completion Summary by Year** for the chosen LEA. To view the data in a table format, click the table  icon.


LEA FAFSA/DCTAG OneApp Summary

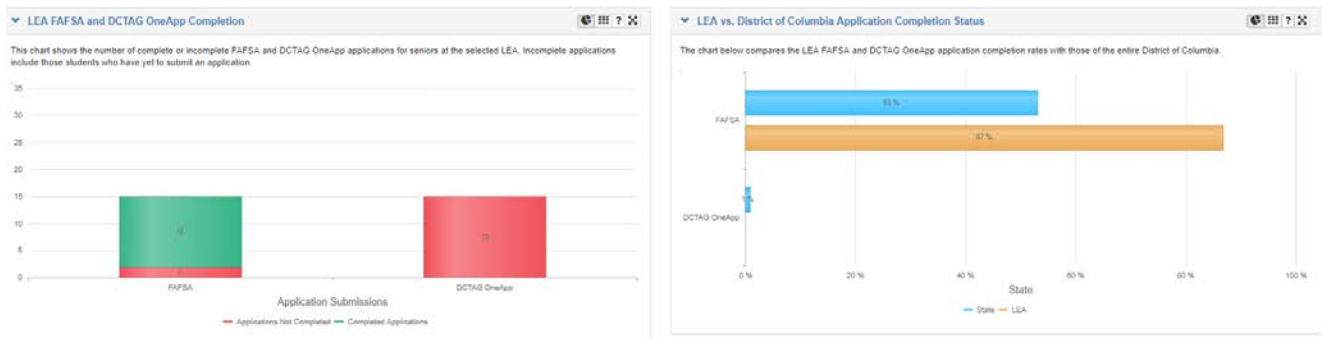
The information below reflects the submission rates for FAFSA and DCTAG OneApp for a specific LEA including all schools under the purview of the LEA. The submission graph depicts the number of applications in progress compared to the total submissions for the previous year. The comparison graphs represent the current year's LEA submission compared to the State completion statistics.



Note: To view another LEA's information without going back to the FAFSA home page, use the **Select the LEA** search at the top of the page.

Select the LEA: Basis DC PCS

2. Review the **LEA FAFSA and DCTAG OneApp Completion** and **LEA vs. District of Columbia Application Completion Status** for the chosen LEA. To view the data in a table format, click the table  icon.



FAFSA and DC TAG OneApp State User Navigation

- The table below the charts lists the school(s) managed by the selected LEA including the number of FAFSA and DC TAG OneApp applications submitted and percentage submitted against the total possible submissions.

School Summary

The table below shows the total number of eligible seniors and number of completed FAFSA and DCTAG OneApp applications by school. Click on the school name to see comparison charts from prior year submissions and the current senior roster for SY18-19.

School Name	Senior Cohort	FAFSA Completed Applications	FAFSA % Complete	DCTAG OneApp Completed Applications	DCTAG OneApp % Complete
BASIS DC PCS	15	13	86.67 %	0	0.00 %

1 - 1 of 1 items

- Select the **School Name** to view the school's ranking on applications submitted vs. not submitted.

School Summary

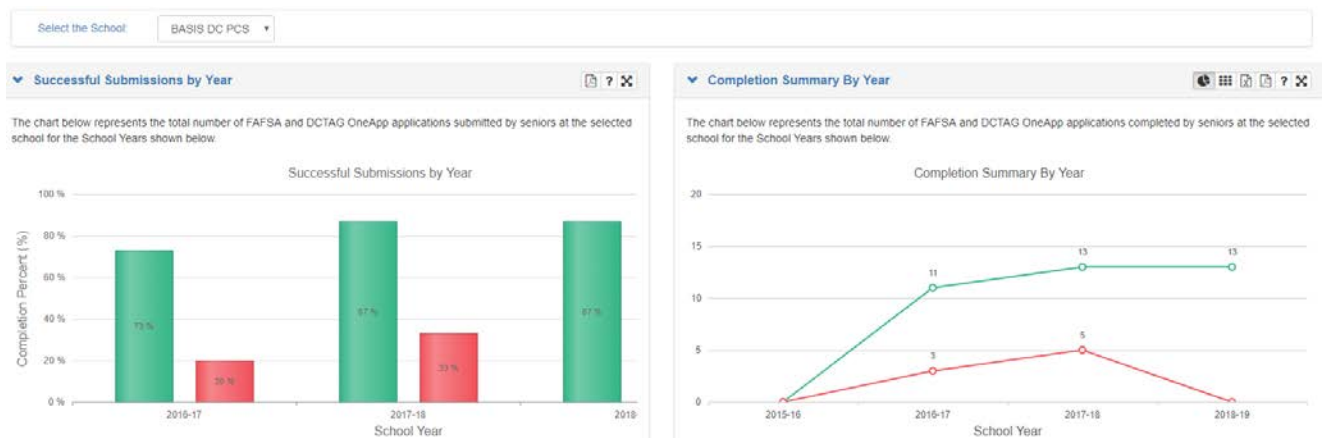
The list below shows the total number of seniors and completed FAFSA and DC TAG OneApp applications by school. To access student rosters please click the school name.

School Name	Senior Cohort #	FAFSA Completed Applications	FAFSA % Complete	DC TAG OneApp Completed Applications	DC TAG OneApp % Complete
Washington Mathematics Science Technology PCo	84	5	5.95 %	0	0.00 %

1 - 1 of 1 items

Reviewing School Application Submissions


- Review the selected school **Successful Submissions by Year** and the school **Completion Summary** by Year. To view the data in a table format, click the table icon.

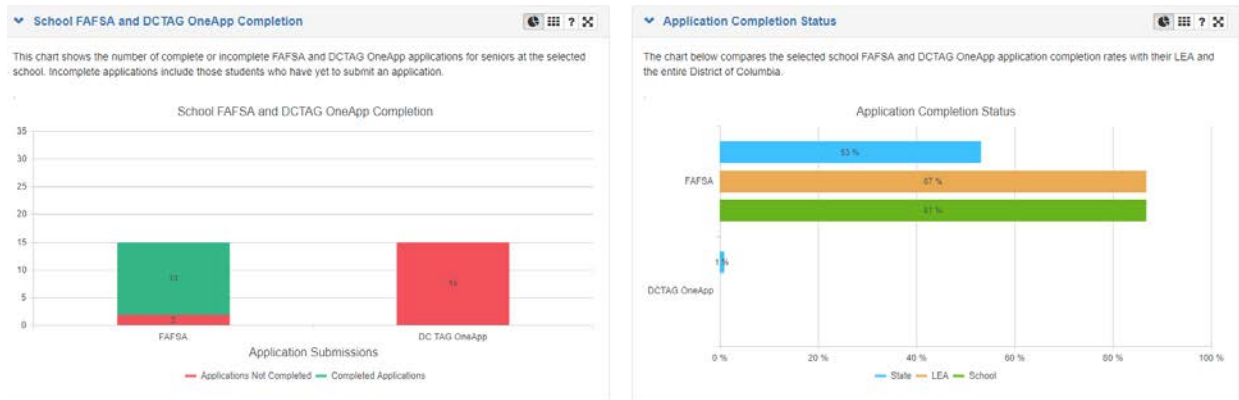


Note: To view another School's information without going back to the LEA selection, use the **Select the School** search at the top of the page.

Select the School: BASIS DC PCS

FAFSA and DC TAG OneApp State User Navigation

- Review the **School FAFSA and DCTAG OneApp Completion** progress and the **Application Completion Status** comparison with State and LEA submissions progress. To view the data in a table format, click the table  icon.



- The table below the charts lists the student's School Name, First Name, Last Name, USI, DOB, FARMS, Direct Cert, CEP, FAFSA Submission Date, FAFSA Status, FAFSA Error code if the status is Rejected, FAFSA EFC, and DC TAG OneApp Status.

Senior Student Roster

The list below shows the status of FAFSA and DCTAG OneApp applications by student. Use column filters to sort the data. Mouseover the FAFSA Error Code to review its definition.

Note: Data is received from the Department of Education, so there may be a delay in posting results.

School Name	First Name	Last Name	USI	DOB	FARMS	Direct Cert	CEP	FAFSA Submission Date	FAFSA Status	FAFSA Error Code	FAFSA EFC	DC TAG OneApp Status
BASIS DC PCS					Paid			11/18/2017	Completed		010038	
BASIS DC PCS					Free		10/1/2017	11/29/2017	Completed		000000	
BASIS DC PCS					Paid			12/17/2017	Completed		068763	
BASIS DC PCS					Reduced			11/26/2017	Completed		000003	
BASIS DC PCS					Paid			1/30/2018	Completed		004780	Incomplete
BASIS DC PCS					Paid							
BASIS DC PCS					Paid			10/23/2017	Completed		053635	Incomplete
BASIS DC PCS					Paid			2/4/2018	Completed		036517	
BASIS DC PCS					Paid			11/5/2017	Completed		006319	
BASIS DC PCS					Paid			1/31/2018	Completed		111570	Incomplete

- FAFSA error code definitions are visible when users mouse over the code.

Senior Student Roster

The list below shows the status of FAFSA and DCTAG OneApp applications by student. Use column filters to sort the data. Mouseover the FAFSA Error Code to review its definition.


Note: Data is received from the Department of Education, so there may be a delay in posting results.

School Name	First Name	Last Name	USI	DOB	FARMS	CEP	Direct Cert	FAFSA Submission Date	FAFSA Status	FAFSA Error Code	FAFSA EFC	DC TAG OneApp Status
Washington Mathematics Science Technology PCSHS					Paid	YES				Missing or invalid date of birth		
Washington Mathematics Science Technology PCSHS					Paid	YES		01/03/2016	Rejected	1215		
Washington Mathematics Science Technology PCSHS					Paid	YES	10/1/2015					

Viewing the FAFSA and DC OneApp Current Weekly Trend

1. From the Programs Menu, select **Federal and Local Student Aid Reporting** then **Current Weekly Trend**.

The screenshot shows the navigation menu of the FAFSA and DC TAG OneApp system. The 'Programs' tab is active. Under the 'Federal and Local Student Aid Reporting' section, the 'Current Year Weekly Trend' option is highlighted with a red box. Other sections include 'Elementary & Secondary Education', 'Consolidated Certification', 'Next Generation Assessments', 'Postsecondary Feedback Reports', 'High School Feedback Reports', 'Extended School Year', 'Residency Validation', 'Adult Education', and 'DHS'.

2. The first graph shows the current school year's weekly application submissions for both FAFSA and DCTAG OneApp. The school year as it applies to application submissions is October thru July. To view the data in a table format, click the table  icon.

FAFSA/DCTAG OneApp Weekly Completion

