



**Free Application for Federal Student Aid (FAFSA) and  
District of Columbia's Tuition Assistance Grant (DC TAG) OneApp  
Web Portal**

**LEA User Navigation**

**October 2018**

## Table of Contents

Summary .....	3
Logging into SLED .....	3
LEA FAFSA/DC TAG OneApp Views.....	4
Reviewing State-Wide Application Submissions.....	4
Reviewing LEA Application Submissions .....	6
Reviewing School Application Submissions .....	7

### Summary

The Office of the State Superintendent of Education (OSSE) monitors the status of FAFSA and DC TAG OneApp applications of District of Columbia seniors from submission to approval. The data herein compiles the number of applications and status of each throughout the approval process.

#### FAFSA

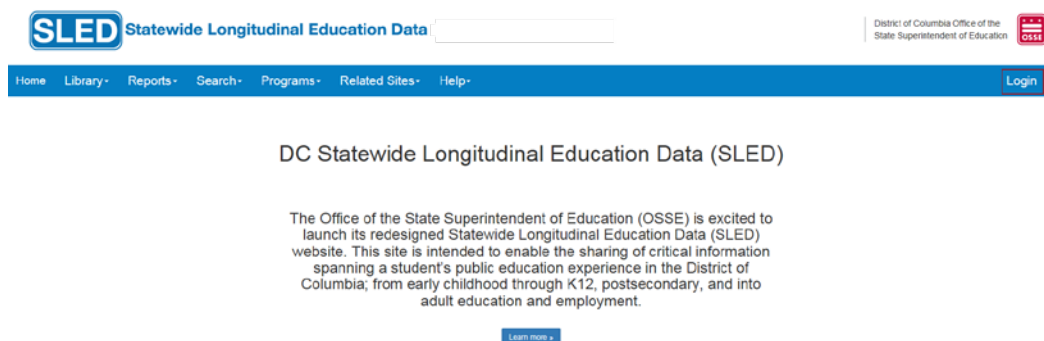
Each year the Free Application for Federal Student Aid (FAFSA) allows students across the country to access their share of over \$150 billion in federal grants, loans, and work-study funds. The FAFSA allows many colleges and universities to determine the amount of additional need-based aid that students should receive. It should come as no surprise that several national studies have shown a strong linkage between FAFSA completion and college enrollment. As OSSE is committed to increasing the rate of postsecondary participation by District high school graduates, it has created this web portal in order to assist counselors and college access advisors in their work with students around the FAFSA.

#### DC TAG OneApp

The DC TAG OneApp is the online application college-bound District residents use to apply for funding from the District of Columbia's Tuition Assistance Grant (DC TAG). DC TAG provides up to \$10,000 toward the difference between in-state and out-of-state tuition at public four-year colleges and universities throughout the US, Guam and Puerto Rico. DC TAG also provides up to \$2,500 per academic year toward tuition at private colleges and universities in the District and private Historically Black Colleges and Universities (HBCUs) and two-year colleges nationwide.

### Logging into SLED

1. Log into SLED with your username and password.



2. Accept the SLED User Access Agreement. This agreement will differ based on user access permissions to view the data within the SLED application.

### SLED User Access Agreement

I certify that I am currently employed by an authorized representative of the Office of the State Superintendent of Education (OSSE), and that I am accessing educational records in the District of Columbia's State Longitudinal Education Database (SLED) solely for evaluation, audit, enforcement, or compliance activities pursuant to an active data-sharing agreement with OSSE. I agree not to access any information of my friends, family, neighbors, co-workers, public figures, or other persons unless that information is legitimately necessary to carry out the OSSE-approved activities. I agree to protect any data that I access from further disclosure to any other person or entity. When I no longer need the data that I access from SLED, I agree to destroy the data in accordance with the data-sharing agreement with OSSE.

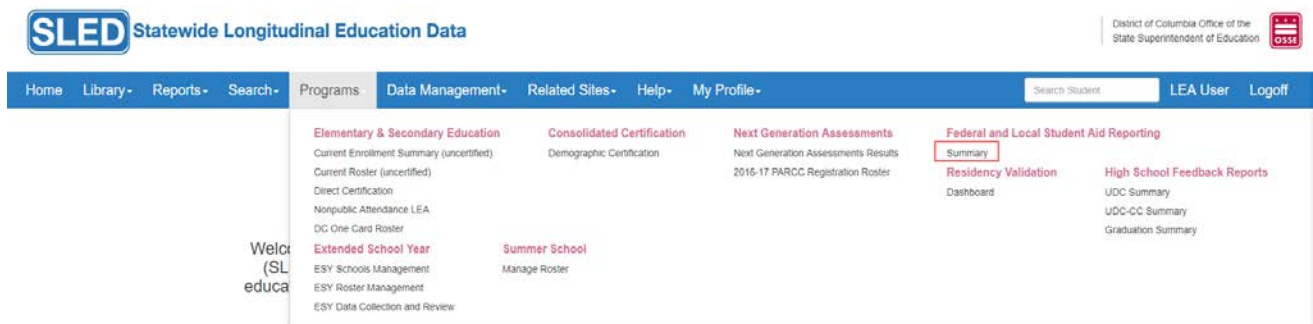
☐ I Agree

## LEA FAFSA/DC TAG OneApp Views


**OSSE LEA Users** can view FAFSA and DC TAG OneApp application statuses of seniors in their LEA school(s). The information displayed within this application excludes Nonpublic School seniors.

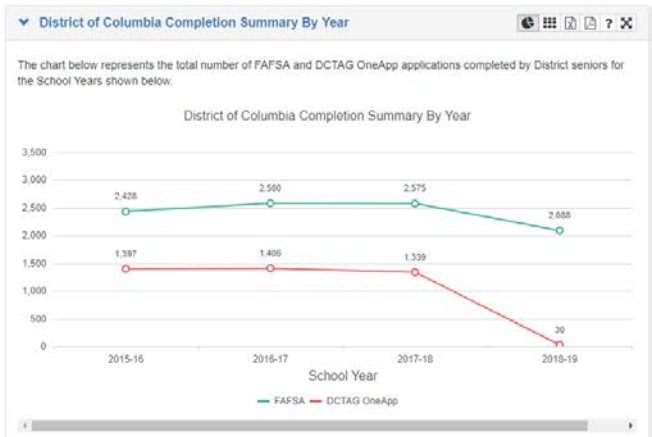
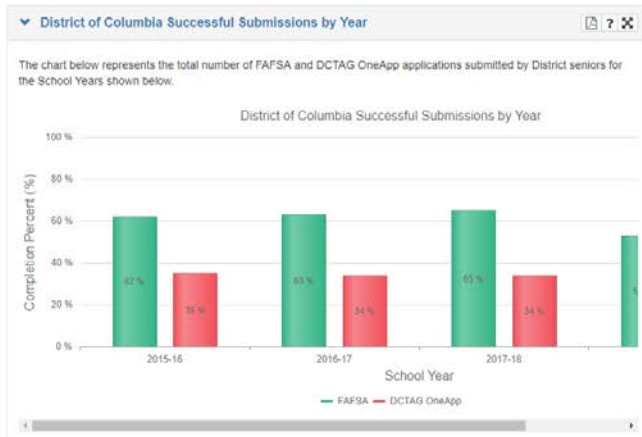
## Reviewing State-Wide Application Submissions


1. From the Programs menu select Federal and Local Student Aid Reporting then Summary.

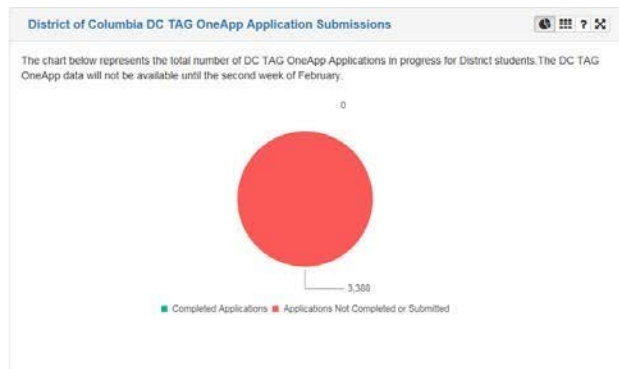
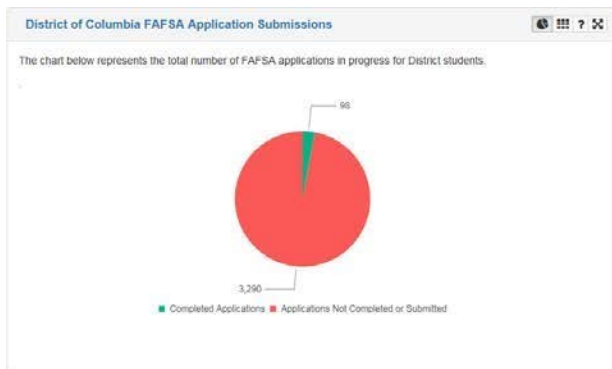


## FAFSA and DCTAG OneApp LEA User Navigation

- Review the District-wide **Successful Submissions by Year** and **Completion Summary by Year**. To view the data in a table format, click the table  icon.




- Review the District-wide **FAFSA Application Submissions** and **DCTAG OneApp Application Submissions**. To view the data in a table format, click the table  icon.



- The table below the charts includes all logged in LEA senior cohort numbers for the listed school(s); including the number of FAFSA and DC TAG OneApp applications submitted and percentage submitted against total possible submissions.

**Applications**

The table below shows the total number of eligible seniors and number of completed FAFSA and DCTAG OneApp applications by school. Click on the LEA name to see comparison charts from prior year submissions for the selected LEA. To view the entire LEA student roster, click  to export the FAFSA and DCTAG OneApp student roster to a .csv file for further analysis.

Sector	LEA	School Name	Senior Cohort	FAFSA Completed Applications	FAFSA % Complete	DCTAG OneApp Completed Applications	DCTAG OneApp % Complete
DCPS	District of Columbia Public Schools	Anacostia High School	100	34	34.00 %	0	0.00 %
DCPS	District of Columbia Public Schools	Bailou High School	200	73	36.50 %	4	2.00 %
DCPS	District of Columbia Public Schools	Bailou STAY High School	69	13	18.84 %	0	0.00 %
DCPS	District of Columbia Public Schools	Benjamin Banneker High School	103	88	85.44 %	1	0.97 %
DCPS	District of Columbia Public Schools	Cardozo Education Campus	140	58	41.43 %	0	0.00 %
DCPS	District of Columbia Public Schools	CHOICE Academy @ Wash Met	1	0	0.00 %	0	0.00 %



**Note:** Click on the question mark “?” in the upper right corner of each table to see a detailed description of the column headings.

## FAFSA and DCTAG OneApp LEA User Navigation

5. Select any **LEA** hyperlink to view the LEA's ranking on applications submitted vs. not submitted.

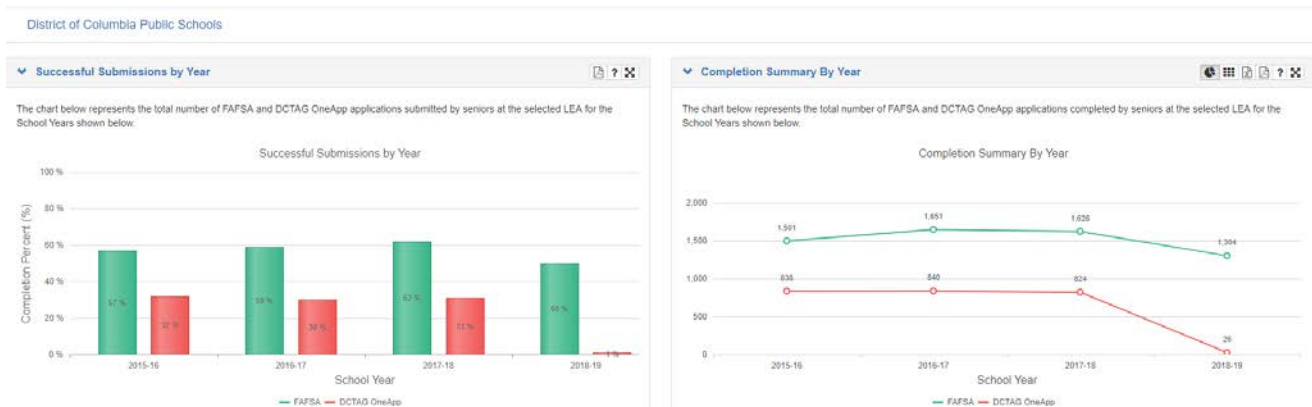
Applications

The table below shows the total number of eligible seniors and number of completed FAFSA and DCTAG OneApp applications by school. Click on the LEA name to see comparison charts from prior year submissions for the selected LEA. To view the entire LEA student roster, click to export the FAFSA and DCTAG OneApp student roster to a .csv file for further analysis.

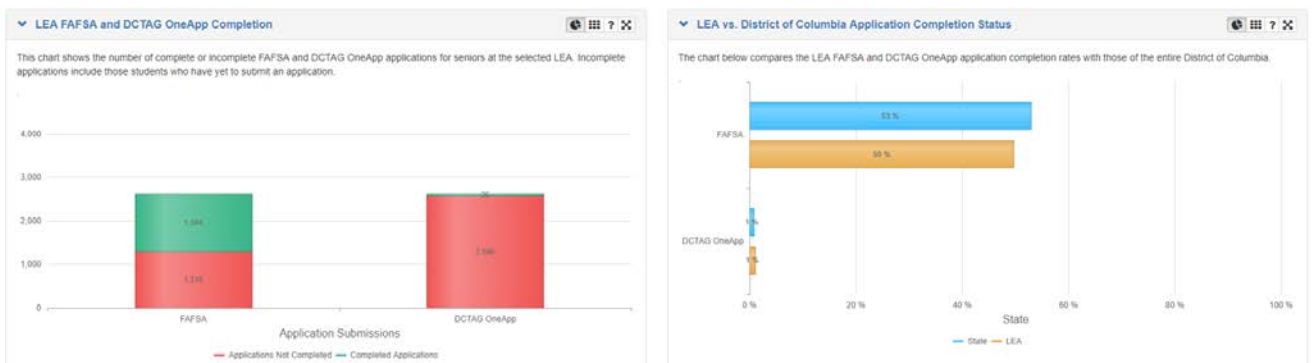
Sector	LEA	School Name	Senior Cohort	FAFSA Completed Applications	FAFSA % Complete	DCTAG OneApp Completed Applications	DCTAG OneApp % Complete
DCPS	<a href="#">District of Columbia Public Schools</a>	Anacostia High School		100	34	34.00 %	0
DCPS	<a href="#">District of Columbia Public Schools</a>	Ballou High School		200	73	36.50 %	4
DCPS	<a href="#">District of Columbia Public Schools</a>	Ballou STAY High School		69	13	18.84 %	0
DCPS	<a href="#">District of Columbia Public Schools</a>	Benjamin Banneker High School		103	88	85.44 %	1
DCPS	<a href="#">District of Columbia Public Schools</a>	Cardozo Education Campus		140	58	41.43 %	0
DCPS	<a href="#">District of Columbia Public Schools</a>	CHOICE Academy @ Wash Met		1	0	0.00 %	0

## Reviewing LEA Application Submissions

1. Review your **LEA Successful Submissions by Year** and **Completion Summary by Year**. To view the data in a table format, click the table icon.



2. Review your **LEA application completion progress and comparison with the State application submissions progress**.



## FAFSA and DCTAG OneApp LEA User Navigation

- The table below the charts lists the school(s) managed by your LEA including the number of FAFSA and DC TAG OneApp applications submitted and percentage submitted against total possible submissions.

**School Summary**

The table below shows the total number of eligible seniors and number of completed FAFSA and DCTAG OneApp applications by school. Click on the school name to see comparison charts from prior year submissions and the current senior roster for SY18-19.

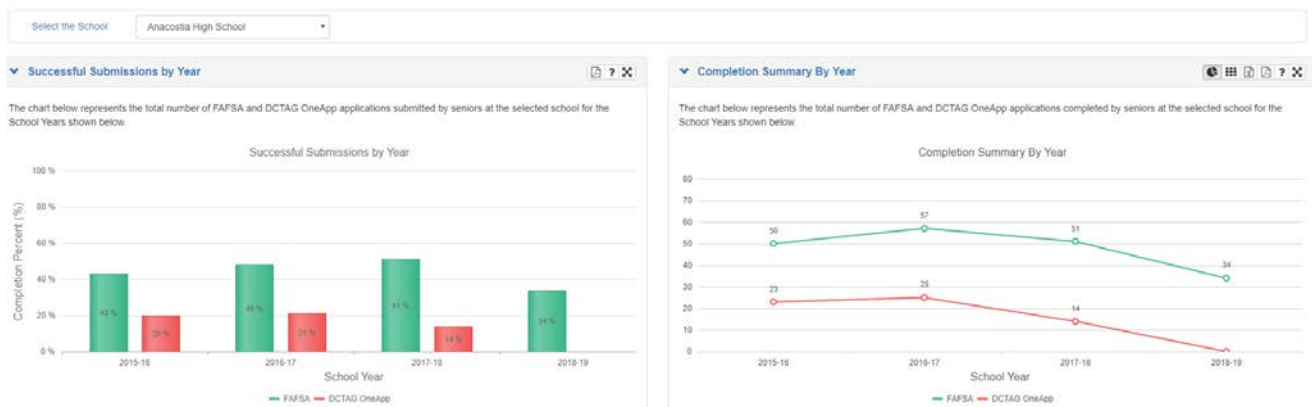
School Name	Senior Cohort	FAFSA Completed Applications	FAFSA % Complete	DCTAG OneApp Completed Applications	DCTAG OneApp % Complete
Anacostia High School	100	34	34.00 %	0	0.00 %
Balou High School	200	73	36.50 %	4	2.00 %
Balou STAY High School	69	13	18.84 %	0	0.00 %
Benjamin Banneker High School	103	88	85.44 %	1	0.97 %
Cardozo Education Campus	140	58	41.43 %	0	0.00 %
CHOICE Academy @ Wash Met	1	0	0.00 %	0	0.00 %
Columbia Heights Education Campus	228	114	50.00 %	1	0.44 %
Crookette High School	55	40	72.73 %	0	0.00 %
Duke Ellington School of the Arts	117	66	56.41 %	0	0.00 %
Dunbar High School	154	76	49.35 %	1	0.65 %

1 - 10 of 21 items

- Select a **School Name** to view the school's ranking on applications submitted vs. not submitted.

## Reviewing School Application Submissions


- Review the selected school Successful Submissions by Year and the school Completion Summary by Year. To view the data in a table format, click the table icon.

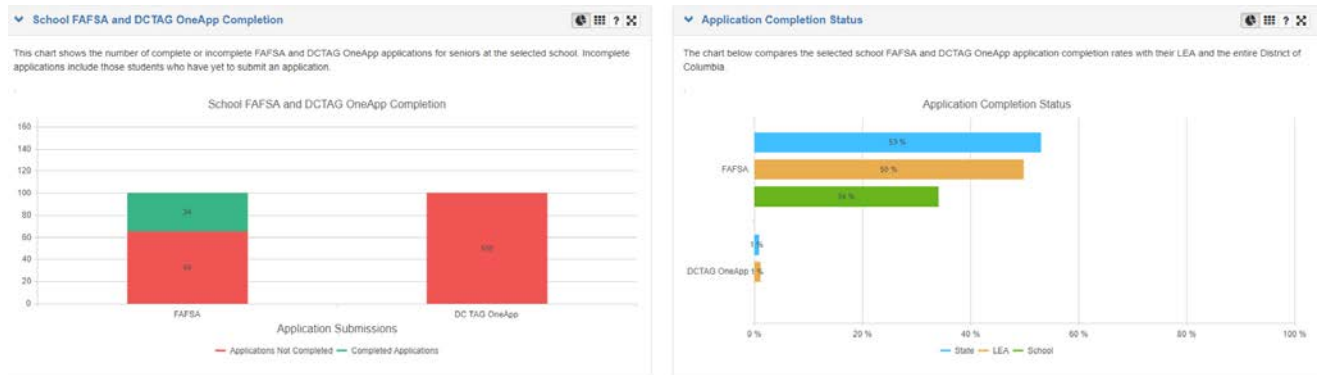


**Note:** To view another School's information without going back to the school selection, use the Select the School search at the top of the page.

Select the School: BASIS DC PCS

## FAFSA and DCTAG OneApp LEA User Navigation

- Review the **School FAFSA and DCTAG OneApp Completion** progress and the **Application Completion Status** comparison with State and LEA submissions progress. To view the data in a table format, click the table  icon.



- The table below the charts lists the student's School Name, First Name, Last Name, USI, DOB, FARMS, CEP, Direct Cert, FAFSA Submission Date, FAFSA Status, FAFSA Error Code if the status is Rejected, FAFSA EFC, and DC TAG OneApp Status.

### Senior Student Roster

The list below shows the status of FAFSA and DCTAG OneApp applications by student. Use column filters to sort the data. Mouseover the FAFSA Error Code to review its definition.

**Note:** Data is received from the Department of Education, so there may be a delay in posting results.

	First Name	Last Name	USI	DOB	FARMS	CEP	Direct Cert	FAFSA Submission Date	FAFSA Status	FAFSA Error Code	FAFSA EFC	DCTAG OneApp Status
School					Free			11/26/2017	Rejected	D		
School					Free			12/18/2017	Rejected	D		
School					Free		10/1/2017	10/23/2017	Rejected	D		
School					Free			12/19/2017	Rejected	16		
School					Free		10/1/2017	1/16/2018	Rejected	1 10159		
School					Free		11/29/2017	1/16/2018	Completed		000000	
School					Free		10/1/2017	10/22/2017	Completed		000000	Incomplete
School					Free		10/1/2017	11/26/2017	Completed		000000	
School					Free		10/1/2017	10/23/2017	Completed		000000	
School					Free			10/8/2017	Completed		000000	Incomplete

- FAFSA error code definitions are visible when users mouse over the code.

### Senior Student Roster

The list below shows the status of FAFSA and DCTAG OneApp applications by student. Use column filters to sort the data. Mouseover the FAFSA Error Code to review its definition.

**Note:** Data is received from the Department of Education, so there may be a delay in posting results.

	First Name	Last Name	USI	DOB	FARMS	CEP	Direct Cert	FAFSA Submission Date	FAFSA Status	FAFSA Error Code	FAFSA EFC	DCTAG OneApp Status
School					Free			11/26/2017	Rejected	D		
School					Free			12/18/2017	Rejected	D		
School					Free		10/1/2017	10/23/2017	Rejected	D		
School					Free			12/19/2017	Rejected	16		
School					Free		10/1/2017	1/16/2018	Rejected	1 10159		